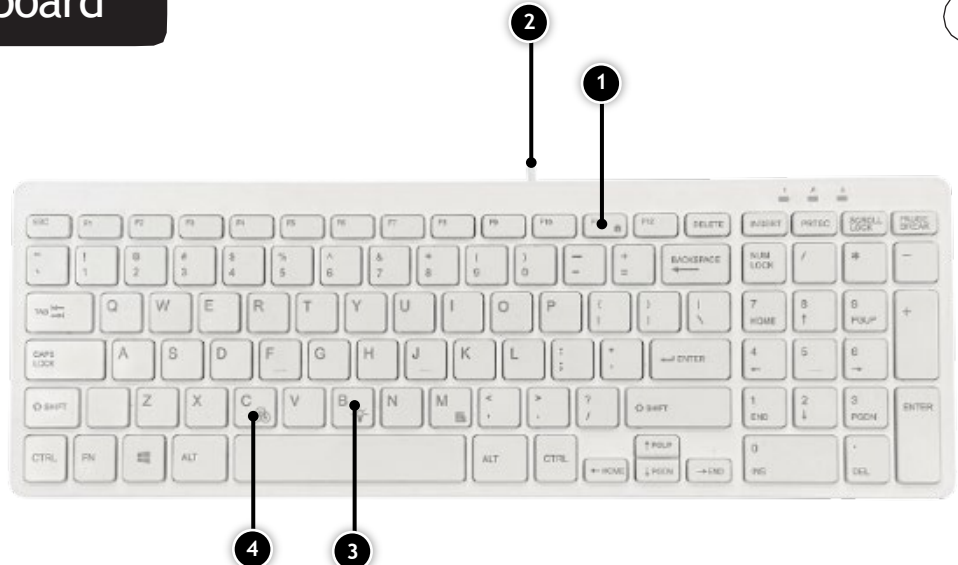
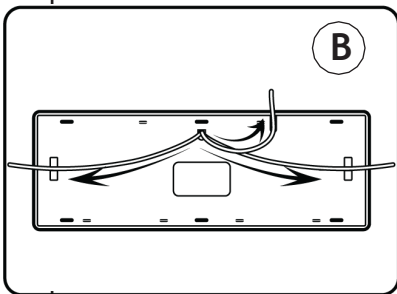
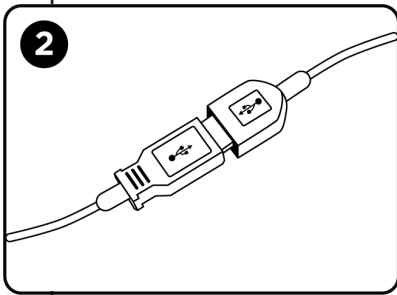


## Y Cool Keyboard

A



Y Cool (replacement) drapes are available in two styles (profile or flat).



1. Keyboard Lock
2. Quick Disconnect Cable
3. Backlight Key
4. Color Change Key

EN

### Part functions: (See figure A)

1

#### Keyboard Lock

2

**Quick disconnect cable:** keyboard cable can be removed from the USB extension cable port to disconnect the keyboard. Installation: No software required for installation. Quick disconnect cable can be positioned in 3 directions (left, right, back). (See figure B).

**Optional extension cable included.**

3

**Turning ON Backlight Function:** Press FN and the “B” Backlight Key. Adjust the brightness by continuing to click the “B” Backlight Key.

**Turn OFF Backlight Function:** Press FN and the “B” Backlight Key to cycle the brightness until it is off.

4

**Change Backlight Color:** Press FN and the “C” Color Key to cycle between the colors. The keyboard comes equipped with a 7-color backlight.

### Installation: (See figure B)

### Cleaning Instructions

Press the FN and F11 key simultaneously to lock the keyboard. The LED’s blink when the keyboard is in lock mode. Clean keyboard with approved cleaning method and approved disinfectant or soap and water. After cleaning is done, press FN key and F11 key simultaneously again to unlock the keyboard.

#### Approved cleaning methods keyboard

- You can wipe the keyboard with a soft cloth that is non-abrasive like a microfiber cloth, a disinfecting wipe, a soft brush similar to a paint brush in bristle stiffness, or a sponge, but not a scourer of any sort.
- You can spray the keyboard with soap and water or an approved disinfectant.
- You can rinse the keyboard with soap and water or an approved disinfectant.

#### Approved cleaning methods drape

- You can wipe, spray or rinse the drape as described under “Approved cleaning methods keyboard”.
- You can immerse the drape in soap and water or an approved disinfectant.
- You can expose the drape to Hydrogen Peroxide Vapour (HPV).
- You can sterilize the drape in an autoclave or thermo disinfector (up to 134 °C, tested 200 cycles).

#### Approved disinfectants

- Chlorine based, up to 100,000 ppm (10%) bleach content
- Alcohol based
- Glutaraldehyde based
- Phenol based
- Formaldehyde based, up to 370,000 ppm (37%) formaldehyde content
- Oxidizing, such as Hydrogen Peroxide, up to 30,000 (3%) ppm content
- Quaternary Ammonium, up to 20,000 ppm (2%) content.



### Restrictions

- Only clean using the cleaning methods and disinfectants described under

- cleaning instructions in this manual.
- Please note that the keyboard must not be immersed in liquid and the USB connector must not be exposed to any liquid.
  - Always follow the instructions provided by the cleaning product manufacturer.
  - Do not use petroleum based cleaning fluids, Acetone or abrasive cleaning aids and products.
  - Do not expose the product to temperatures below 32°F or above 104°F (below 0°C or above 40°C).
  - Do not use temperature or pressure sterilization on the keyboard.

## Product warranty statement

Man & Machine, Inc. ("Manufacturer") warrants to the original purchaser (the "Customer") that the products it manufactures ("Product") shall be free from defects in materials and workmanship at the time of shipment. Manufacturer's sole obligation under this Warranty shall be limited to repairing or replacing with the same or comparable item, at its option, free of charge, any product returned to Manufacturer freight prepaid that is deemed to have failed under Manufacturer's warranty. Manufacturer shall have no obligation under this Warranty or otherwise if (1) the Product has been damaged by abuse, negligence, accident, mishandling, lightning or flood, or other natural disasters, (2) the Product has been affected by normal wear and tear, (3) the Product has not been operated in accordance with its operating instructions, (4) the Product has been altered or repaired by anyone outside Manufacturer, (5) adaptations or accessories have been made or attached to the Product which, in Manufacturer's sole determination, have adversely affected its performance, safety or reliability. If a Product should malfunction or fail during the warranty period, contact the original place of purchase for return options. If purchased directly from Man & Machine, Inc., please submit a Return Material Authorization (RMA). This form can be located on our website at <http://www.man-machine.com/returnsreplacements/>. Please complete requested information and provide a detailed description of the problem. Returned Products must include the RMA number clearly marked on the outside of the package. Manufacturer will not be responsible for any unnecessary items included with any returned Product.

This warranty is the exclusive warranty for any product. Manufacturer specifically disclaims any and all other warranties of any kind, express or implied, including any warranties of fitness for a particular purpose or of merchantability. Manufacturer shall not be liable in tort, including negligence or strict liability, and shall have no liability at all for injury to persons or property.

Manufacturer's liability for failure to fulfill its obligation under this limited warranty or any other liability in connection with a product shall be limited to the amount of the purchase price received by manufacturer for the product. The remedies stated in this limited warranty are the customer's exclusive remedies against manufacturer regarding any product. Under no circumstances shall manufacturer be liable for any indirect, incidental, special or consequential damages, including lost profits and revenues, inconvenience or interruptions in operations, or any other commercial or economic losses of any kind. These limitations and disclaimers are not made by manufacturer where prohibited by law. Some states prohibit limitations of warranties and the customer may have additional rights in those states.

All items returned for warranty repair/replacement must be sent freight prepaid and insured to either the original place of purchase or to the Manufacturer, referencing a valid RMA number:

### USA & OTHER COUNTRIES

Man & Machine, Inc.  
3706 West Street  
Landover, MD 20785  
United States of America

### EUROPE

Man & Machine Europe  
Tappersweg 10c  
2031 ET Haarlem  
The Netherlands

All warranty repairs or replacements will be returned freight prepaid by ground service to any destination within the Continental United States and Europe. Charges for repairs/replacements shipped back outside this region are the responsibility of the end user.

Products must be cleaned/sanitized before returning. Returns will not be accepted that have not been disinfected.

### USA & OTHER COUNTRIES

**1 Year limited warranty**

### EUROPE

**2 Year limited warranty**

For current warranty information, visit our website at <http://www.man-machine.com/warranty-statement/>.

Rev. 1.2

The Windows logo is a trademark or registered trademark of Microsoft Corporation in the United States and/or other countries.

Corporate Headquarters  
**Man & Machine Inc.**  
3706 West Street  
Landover MD 20785 USA  
[info@mmimd.com](mailto:info@mmimd.com) | +1 301 341 4900

European Authorized Representative and Importer

**Man & Machine Europe**  
Tappersweg 10c  
2031 ET Haarlem The Netherlands  
[info@mmieu.com](mailto:info@mmieu.com) | +31 (0) 23 5450185



[www.man-machine.com](http://www.man-machine.com)

